



Ascension Sunday Parking Guide


Sunday Morning Parking

Members and those who attend regularly are asked NOT to park in our lots, but to leave those spaces open for visitors, the elderly and those with disabilities. We recommend three parking alternatives for Sundays.

1. Oakland Catholic – Please note that you must enter from Craig Street (one block west of the Church toward Pitt). The gates will automatically open/close when your car pulls up to the ‘line’. Allow room for the gate to swing open towards you.

2. Clyde Street – Clyde intersects Ellsworth, almost directly across from our parking lot. This is a great place to park, and there are often unused spaces. Since Clyde is one way, you must enter from Fifth Avenue. Parking is available at the University Child Development Center.

3. Central Catholic – This lot can be used as a third alternative. It is furthest away from the church. The entrance is south of Fifth Avenue off of Neville Street.



Updated February 2012

If you need further information or have any questions, please contact

Marilyn Chislighi,
Parish Administrator, at
412-621-5378, ext. 218 or
marilyn.chislighi@
ascensionpittsburgh.org.




CHURCH OF THE
ASCENSION

Worship ♦ Grow ♦ Give

A Worshipping Community; Equipping God's People;
Sharing Christ's Healing with a Broken World

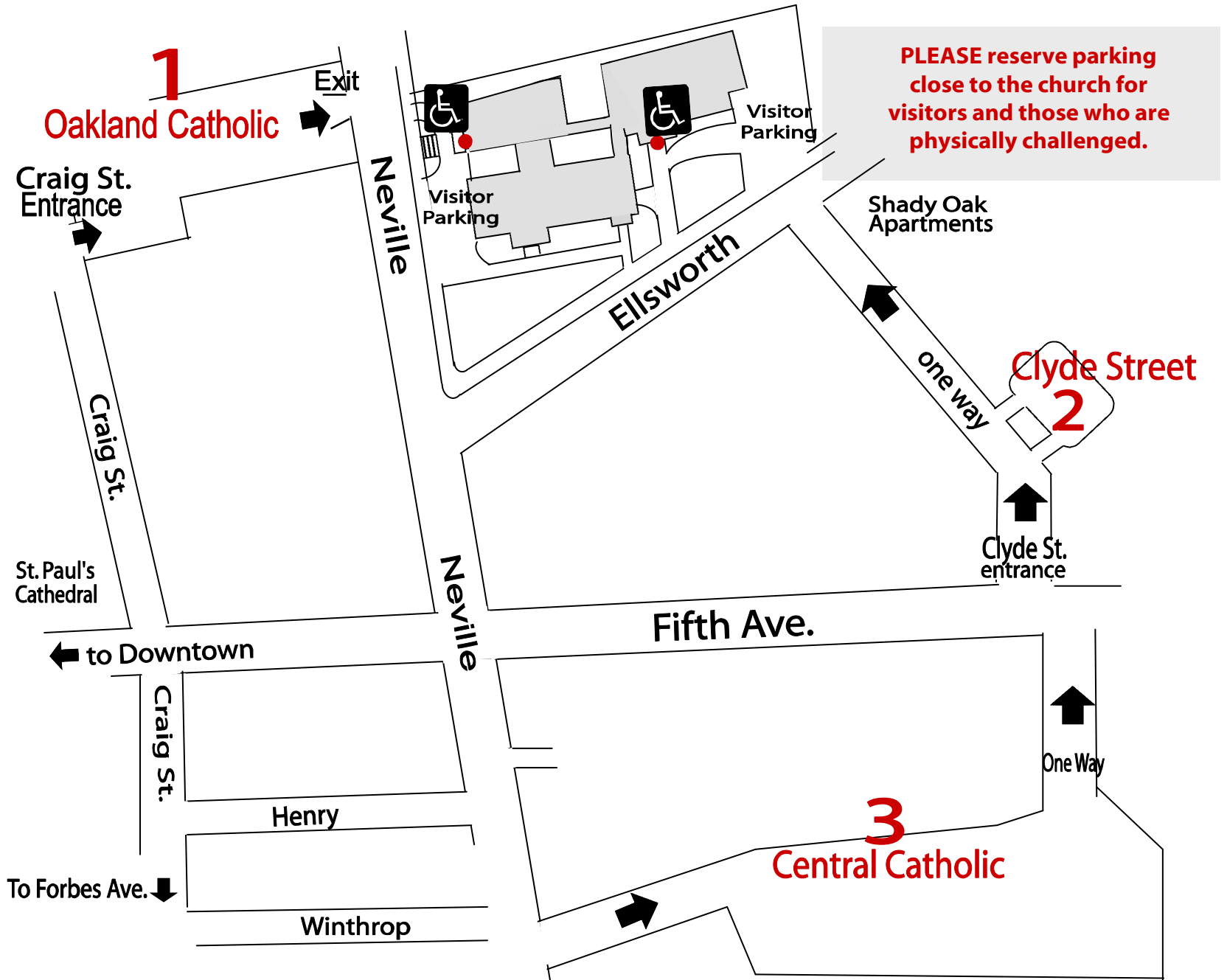
4729 Ellsworth Ave.
Pittsburgh, PA 15213
412-621-4361
412-621-5746 fax

www.ascensionpittsburgh.org



Sunday Parking Alternatives for Church of the Ascension

This graph shows parking lots that we have permission to use for Sunday mornings. Please remember that on-street parking is also allowed on Sundays.



PLEASE reserve parking close to the church for visitors and those who are physically challenged.